

Student Feedback on Syllabus TERM1 - 2019-2020

Selected Classes :

TYBA-PSY

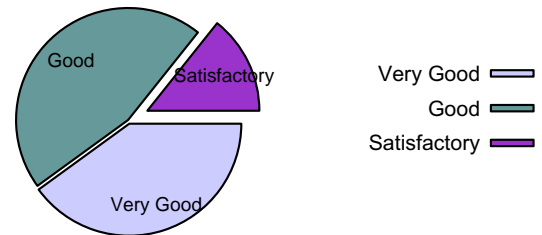
Feedback About :

Abnormal,Practicals,Counseling Psychology Par,Industrial Organizational,Psychological Testing and,Cognitive Psychology,Cog Psy,Counseling,PRS ,Abnormal Psychology,I O Psych,Practical,Psychological Testing Research methods and Statistics,Industrial and Organizational Psychology,Psychological Practicals Testing,Counselling psychology,Psychological Practicals,Counselling Psychology

Depth of Course Content	
Very Good	14
Good	16
Satisfactory	5
Unsatisfactory	0
Total Respondants	35

Average Score
8 out of 10

Satisfaction Index
100 %



Extent of Coverage of Course	
Very Good	9
Good	20
Satisfactory	5
Unsatisfactory	1

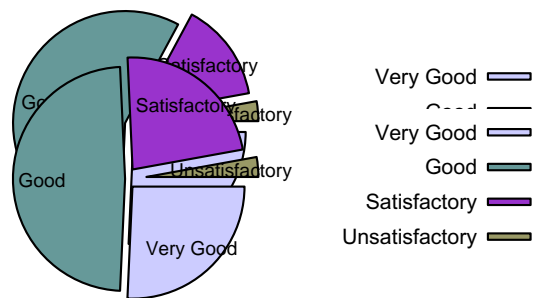
Average Score
8 out of 10

Satisfaction Index

Total Respondants	35	97.14 %
--------------------------	-----------	---------

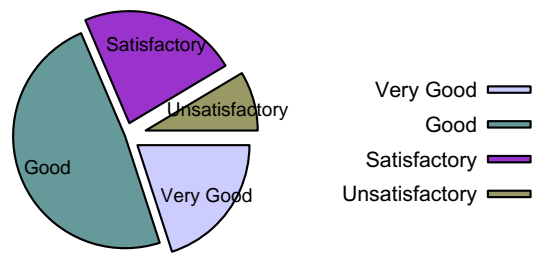
Applicability to Industry & Social Relevance

Very Good	9	Average Score 7 out of 10 <hr/> Satisfaction Index 97.14 %
Good	17	
Satisfactory	8	
Unsatisfactory	1	
Total Respondants	35	



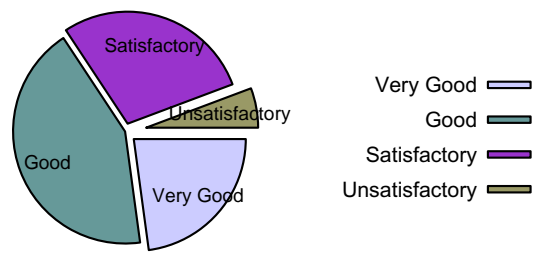
Relevance to Information Source like Library Facility Internet Facility.

Very Good	7	Average Score 7 out of 10 <hr/> Satisfaction Index 91.43 %
Good	17	
Satisfactory	8	
Unsatisfactory	3	
Total Respondants	35	

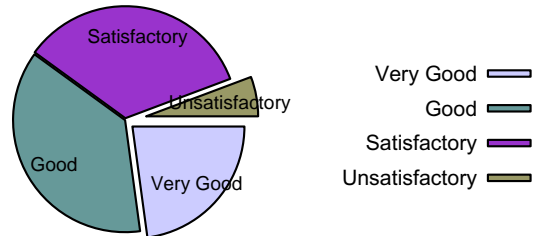


Learning in Terms of Knowledge Concepts Skills & Analytical Abilities

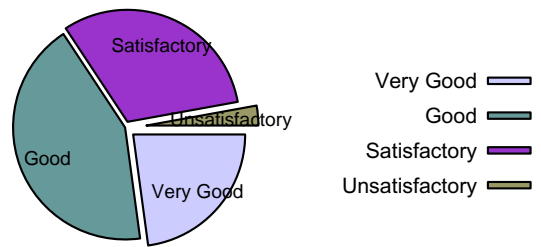
Very Good	8	Average Score 7 out of 10 <hr/> Satisfaction Index 94.29 %
Good	15	
Satisfactory	10	
Unsatisfactory	2	
Total Respondants	35	



Relevance to increasing Employability				
Very Good	8	<table border="1"> <tr> <td>Average Score 7 out of 10</td> </tr> <tr> <td>Satisfaction Index 94.29 %</td> </tr> </table>	Average Score 7 out of 10	Satisfaction Index 94.29 %
Average Score 7 out of 10				
Satisfaction Index 94.29 %				
Good	13			
Satisfactory	12			
Unsatisfactory	2			
Total Respondants	35			



Overall Rating				
Very Good	8	<table border="1"> <tr> <td>Average Score 7 out of 10</td> </tr> <tr> <td>Satisfaction Index 97.14 %</td> </tr> </table>	Average Score 7 out of 10	Satisfaction Index 97.14 %
Average Score 7 out of 10				
Satisfaction Index 97.14 %				
Good	15			
Satisfactory	11			
Unsatisfactory	1			
Total Respondants	35			



Note : This is a computer generated document, hence no signature required